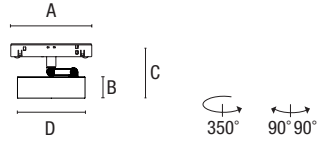


EXTREME_Track



Power	Lumen output	Product dimension				Weight	code to complete*
		A	B	C	D		
12W	1447 lm	190 mm	32 mm	77 mm	103 mm	0,43 kg	TF-AA + ⊕ ● □ :: ▼
18W	1852 lm	190 mm	32 mm	77 mm	103 mm	0,43 kg	TF-AB + ⊕ ● □ :: ▼

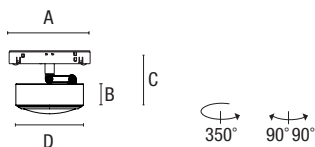

◇ 48Vdc | IP20

CoB LED | CRI>90 | RG1 | SDCM<3
 UP to 104 lm/W | L80/B20 80.000 h.
 Lumen output values: luminaire luminous flux at 4000 K - optics 38°

*** Select your option**

Colour Adapter	CCT	Optic	Control	Colour Ring
White W	2700 K 1	15° 1	On/Off NV	Bianco W
Black B	3000 K 2	24° 2	DALI DV	Nero B
	4000 K 3	38° 3		Oro rosa S
		55° 4		Bronzo spazzolato Z
				Titanio T
				Acciaio spazzolato A
				Oro spazzolato Y

EXTREME_Track



Power	Lumen output	Product dimension				Weight	code to complete *
		A	B	C	D		
12W	1128 lm	190 mm	47 mm	92 mm	103 mm	0,55 kg	TF-AA + + ● □ ⋮ ▼
18W	1852 lm	190 mm	47 mm	92 mm	103 mm	0,55 kg	TF-AB + + ● □ ⋮ ▼

48Vdc | IP20

CoB LED | CRI>90 | RG1 | SDCM<3
 UP to 88 lm/W | L70/B10 60.000 h.
 Lumen output values: luminaire luminous flux at 4000 K

* Select your option

Colour Adapter +	CCT ●	Optic □	Control ⋮	Colour Ring ▼
White W	2700 K 1	120° 5	On/Off NV	Bianco W
Black B	3000 K 2		DALI DV	Nero B
	4000 K 3			Oro rosa S
				Bronzo spazzolato Z
				Titanio T
				Acciaio spazzolato A
				Oro spazzolato Y